Available online on 15.03.2021 at <http://jddtonline.info>

Journal of Drug Delivery and Therapeutics

Open Access to Pharmaceutical and Medical Research

© 2011-21, publisher and licensee JDDT, This is an Open Access article which permits unrestricted non-commercial use(CC By-NC), provided the original work is properly cited



Open Access Full Text Article



Research Article

Evaluation of the Health Impact of the National Diabetes Program in Paraguay

Patricia Vera Rodríguez ¹, Zully Vera ¹, Olga Maciel ¹, Lupe Marin ², Gladys Mabel Maidana ², Gina Marin ², Gustavo H. Marin ^{2*}

¹ Faculty of Chemical Science. National University of Asunción. San Lorenzo, Paraguay

² National University of La Plata –CONICET, Argentina

Article Info:



Article History:

Received 21 Jan 2021;
Review Completed 24 Feb 2021
Accepted 02 March 2021;
Available online 15 March 2021

Cite this article as:

Rodríguez PV, Vera Z, Maciel O, Marin L, Maidana GM, Marin G, Marin GH. Evaluation of the Health Impact of the National Diabetes Program in Paraguay, Journal of Drug Delivery and Therapeutics. 2021; 11(2):58-62
DOI: <http://dx.doi.org/10.22270/jddt.v11i2.4597>

*Address for Correspondence:

Prof. Dr. Gladys Mabel Maidana,
Faculty of Chemical Science. National University of Asunción Ruta Mcal. Estigarribia Km. 11,5 Campus Universitario San Lorenzo, Paraguay

Prof. Dr. Gustavo H. Marin,
National University of La Plata, Argentina

Abstract

The clinical evolution of a diabetic patient is linked to its compliance with non-pharmacological measures such as diet, physical activity, acquiring habits, medical controls and also with its pharmacological treatment.

In different Latin American countries such as the Republic of Paraguay, there are National Programs to provide free support and treatment to the diabetic population that mostly have vulnerable social conditions. However, the impact of these government policies is not routinely evaluated. In order to establish the achievements of a state diabetes program, the present study was carried out.

Methodology: This is a descriptive, cross-sectional study with an analytical stage.

Results: low adherence to non-pharmacological measures such as diet and physical activity was detected. A high percentage of patients were overweight (38%) or obese (46.5%). 75% of the population enrolled in this study did not comply with the program recommendations regarding the time and frequency of physical activities, nor they complied with the minimum 6 daily meals required. Only 37% of the patients had normal levels of glycated hemoglobin and 51.3% of them had pharmacological treatment adherence. Low compliance was observed in relation to regular medical examinations (which were under free coverage by the program) that are transposed in 22% of retinal studies and 60% in 24-hour urine analysis for the early detection of complications such as retinopathy and nephropathy.

Conclusion: Despite the economic and logistical efforts carried out by State programs in order to care of people with diabetes mellitus, data showed a low adherence of patients to the proposed pharmacological and non-pharmacological measures. A personalized follow-up strategy is necessary to improve treatment adherence and to obtain better therapeutic results.

Keywords: Diabetes, adherence, treatment measures, National Program

INTRODUCTION

Diabetes Mellitus is a metabolic disease that is manifested by abnormal glucose levels in the blood¹. Type 2 Diabetes Mellitus (DM2) is the one of the most common chronic disease in adults, and it occurs when the insulin secreted by the pancreas does not cover the needs of the patient². It comprises a group of metabolic disorders characterized by chronic hyperglycemia, which is accompanied by secondary alterations in many organs, with high morbidity and mortality.³

The three major factors that determine the increase in the prevalence of diabetes in the world are a diet rich in simple carbohydrates (sugars, fat), a sedentary life and obesity.⁴⁻⁶

The chronic complications of Diabetes generally are developed due to poor illness control, which is related to

elevate glucose levels and an increase in risk habits (sedentary lifestyle and improper diet). These elements are associated to complications for patient's health, such as a high risk of coronary artery disease, peripheral vascular disease, and stroke.⁷

In addition, type 2 diabetic patients are more likely to have hypertension and dyslipidemia.⁷

Despite the fact that pharmacological treatments with antidiabetic agents have grown exponentially in the last decades, it should be noted that the first-line treatment must be non-pharmacological approaches including diet modification, weight control and regular exercise.

The biggest problem for the health system is the lack of patient's adherence to recommendations referred to lifestyle changes or to treatment compliance⁷.

Patient's adherence rates for non-pharmacological approaches in chronic diseases are usually less than 50%, although they may vary from country to country^{8,9}. Hence, it is important to have local data in each region, in order to conduct the right health policies.

The World Health Organization (WHO) ensures that "non-compliance with treatment is the main cause of not obtaining all the benefits that medical treatment can provide to patients"¹⁰, and that is why it is reflected in a true public health problem, becomes a barrier in disease prevention processes and plays a crucial role in the development of morbidity and mortality and ¹⁰.

The National Diabetes Program of the Ministry of Public Health and Social Welfare of the Republic of Paraguay provides adequate tools for the daily management of the disease in the diabetic population, however its real health impact is still ignored¹¹. In order to estimate the benefit of the National Diabetes program in terms of health indicators, the present work was performed.

METHODOLOGY

Type of Study: It is a descriptive, observational, cross-sectional study.

Study Universe: Type 2 diabetic patients benefiting from the National Diabetes Program.

Sample: A sample of program beneficiaries in the capital city of Asunción over 40 years old was obtained.

Data Collection Tool: data was extracted from specific

questionnaire and from clinical record of patients from the National Diabetes Program

Variables: sex, age, years of disease, HBA1C, cholesterol, triglycerides, weight, height, body mass index, fundus, 24-hour urine test, pharmacological treatment, non-pharmacological measures; degree of compliance with non-pharmacological/pharmacological treatment, and participation in activities of the National Program were the main variables explored.

A total of 482 patients were enrolled in the study; 73% were women and 27% men. Their mean age was 64.96 ± 10.3 years.

RESULTS AND DISCUSSION

Based on the statistical analysis of the questionnaire data, and the data extracted from the clinical history, the results were classified in each of the treatment pillars established.

The results on eating habits in relation to the meals that the patients reported in study questionnaire showed that breakfast, lunch and dinner are the most respected intakes (Fig. 1). The 100% of patients complied with breakfast and lunch, and 98.8% with dinner. Slightly lower percentages were observed in the mid-morning snack (89%), and in the afternoon snack (91.5%); while only 50% of the patients had accomplished with the night meal. Most of the patients reported that they did know how many times a day they should eat to comply with the Program's meal plan, however, most of them eat less than the minimum of meals recommended (fig. 1).

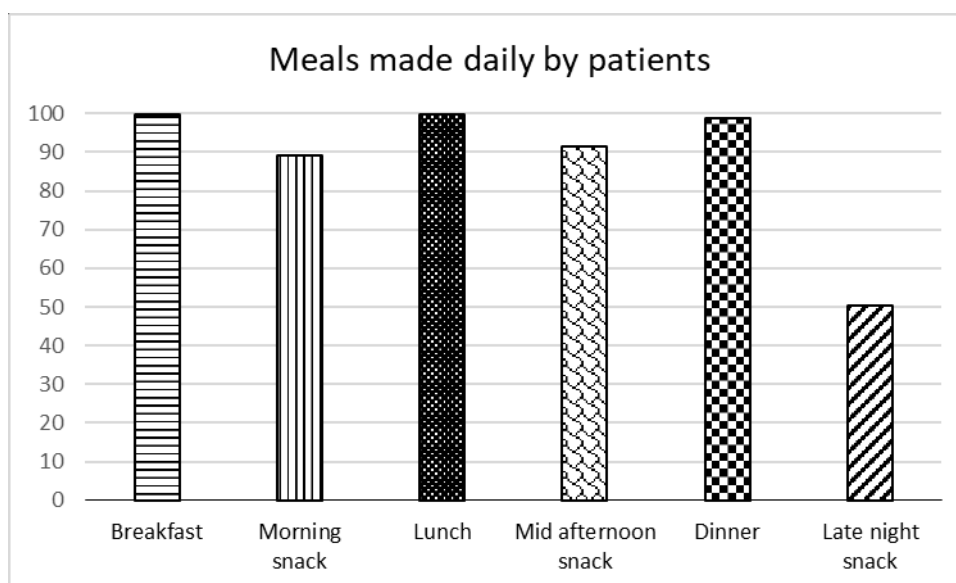


Figure 1: Compliance with recommended daily meals

In relation to the nutritional plan recommended in the "National Program" and the type of foods that patients included in their diet, the most relevant results showed that 84.1% and 70.1% of the patients complied with the food recommended for breakfast (milk and cereal) respectively. Among those who made the morning snack, 75.3% followed the recommendation to include in that meal dairy or fruits; while at lunch the degree of compliance with the three recommended foods was 93.9% for proteins, 72.0% for

cereals and 84.1% for vegetables, with a very low compliance in fruit intake. The inclusion of the recommended components in the National Plan for "snacks" were heterogeneous (60.9% incorporated milk; 39.1% cereals; 23.2% dairy and 33.3% yogurt / fruits); and at dinner, only 37% met the recommendations to include vegetables. Finally, among those who complied with the night snack, 85.7% followed the guidelines of including a yogurt in this meal (Fig. 2).

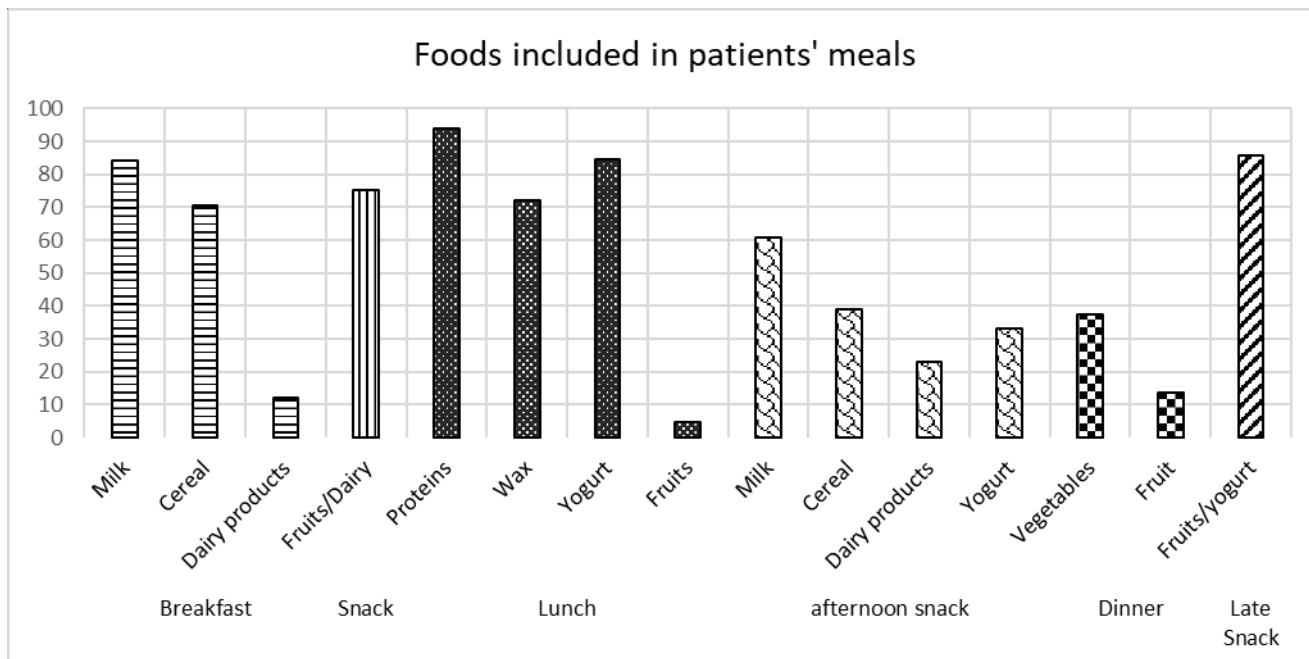


Figure 2: Type of food included in meals

The body mass index (BMI) of the surveyed patients, based on the data found in their clinical records, were grouped according to the values of “normal weight”, “overweight” and “obesity”. The results showed that 46.5% of the patients were obese, 38% were overweight, and only 15.5% had a normal weight range (Fig. 3).

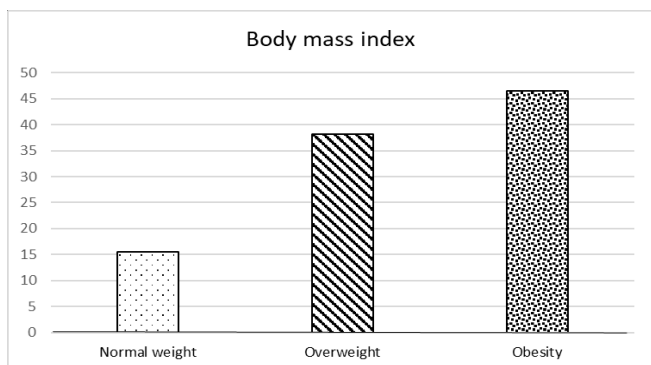


Figure 3: Body mass index data

The data related to the lipid profile of the patients under Diabetes Program were obtained through their clinical records and then grouped into cataloged values; for the cholesterol “desired”, “high risk” and “high risk”; and for triglycerides levels “normal”, “slightly increased”, “high level” and “very high level”; according the recommended values for total cholesterol and triglycerides respectively.

Regarding total cholesterol level (TC), most of the patients (60.5%) presented a desirable value (less than or equal to 200 mg/dl), fulfilling one of the metabolic control objectives; while 29.6% of the patients presented an acceptable TC levels (between 200-239 mg/dl), and 9.9% had unacceptable values of TC levels (more than 240 mg/dl). In relation to triglycerides (TGC), the results indicated that 50% of the patients had a normal triglyceride levels (values lower than 150 mg/dl), 34.1% had acceptable levels between 150-199 mg/dl, while 11% had elevated levels (values of 200 to 499 mg/dl), while 4.9% presented values that exceeded 500 mg/dl, showing a poor metabolic control (Fig. 4).

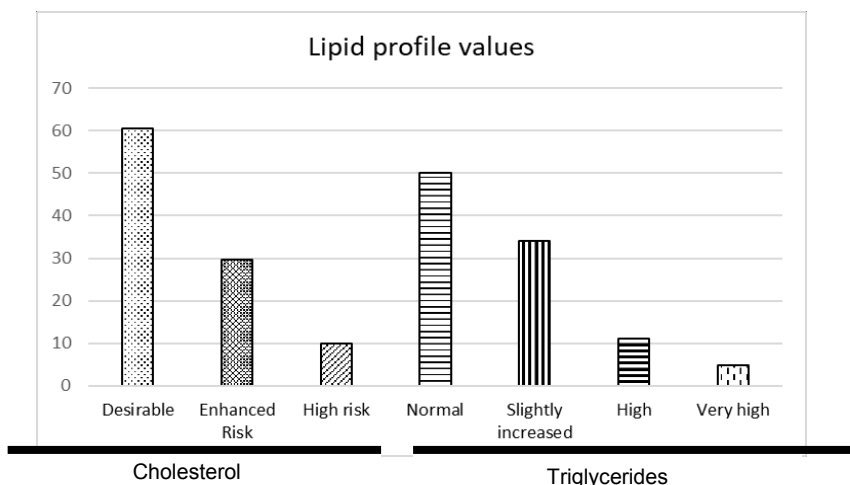


Figure 4: Lipid profile in patients enrolled in National Diabetes Program

Regarding the lifestyle (alcohol consumption, smoking habit) and physical activity of the participants of the National Diabetes Program, the results indicated that the majority of the patients neither consumed alcoholic beverages (75.6%),

nor smoked (89%); while only 68.3% of participants performed physical activity, although 75% of them this activity was irregularly or inadequately according to the guidelines established by the program (Fig. 5).

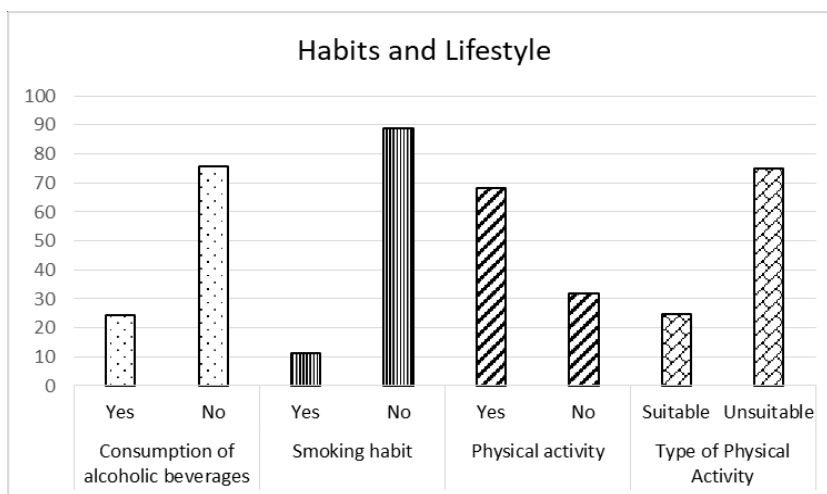


Figure 5: Characteristics of the Lifestyle and habits of the participants of the National Diabetes Program

Regarding the pharmacological treatment, 88.7% of the participants knew the name of the medicine they were using to treat their diabetes, while 73.5% of them knew the generic name of the drug. Failure in the continuity of the treatment was found in 48.1% of the patients.

oral hypoglycemic agents, while a large part of the participants associated insulin with their oral treatments (Fig. 6). In those patients who received insulin, 81.7% admitted having received specific education for its use and application; however, only 62.9% of them demonstrated expertise in the application form at the time of the study evaluation.

About the type of medication provided by the Program, more than half of the patients received metformin, 34% received

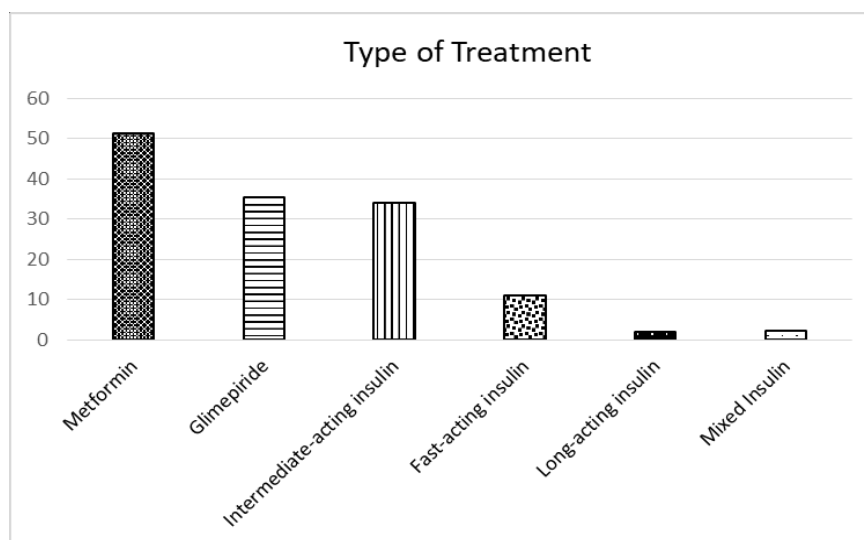


Figure 6: Type of pharmacological therapy received by participants of the National Diabetes Program

Patient’s attendance to the educational workshops included in the Program was dissimilar. 51.2% of the patients attended to every educational activity proposed by the Program, while the other half of the respondents were divided between those who participated to almost all activities (7.5%), those who never did so (9.8%), those who attended only the first time (11.0%) and those who participated occasionally (20.7%).

those values, and the complications associated with the mismanagement of Diabetes was high in all cases (85.4%, 95.7% and 87.8% respectively).

To evaluate the evolution of the disease and the treatment accomplished in the last month, it was used the glycosylated hemoglobin test. 37.3% of the patients had normal levels of HbA1C (values less than or equal to 6.5%); 33.3% registered acceptable control levels (HbA1C between 6.5 and 8%), and 29.3% showed unacceptable levels (values higher than 8%).

The level of knowledge of the patients regarding the glycemic values, the guidelines to be follow according to

Compliance with the periodical medical controls performance was verified in two ways: by a patient's interview and by checking in the clinical records the annual mandatory clinical test included in the National Diabetes Program (24-hour urine analysis and retinal exam). In these practices, there was a disparity of data between the once reported by patients and data recorded from medical record. 45.1% of the patients answered that they had performed retinal control in the last year period, while 74.4% of the patients self-reported that they performed urine test. However, when reviewing the personal medical records, it was found that only 22% of the patients did perform a retinal examination, and that 60% had carried out a 24-hour urinalysis in the last year period.

The way of how diabetic patients performed their health care is associated to the severity of complications due to this chronic disease¹². Diabetes control is associated to economic, environmental, political, and social conditions in which people live. Paraguay, as many countries in South America is considered low income country where the population affected by a disease like diabetes, depend directly entirely on the health policies of governments. Therefore, having national programs that meet these need is not only desirable but highly necessary. But it is not only important to have a Program but also to evaluate its effectiveness in terms of meeting the proposed guidelines and the disease control in order to ensure that the State's efforts bear fruit.

The National Diabetes Program of Paraguay is focused on five main pillars: establishing healthy eating habits; providing education for disease's understanding; promoting an adequate lifestyle and physical activities among patients; guarantee access to free medication treatment, and ensuring periodic medical control to avoid complications.

These aspects are scientifically validated as potential modifiers of the ominous course of diabetes over time¹³⁻¹⁶.

Hence, adherence to these 5 proposals is well indicator of the program's success. However, according to results obtained in the study, it can be stand that most of the patients do not comply with many of National Diabetes Program guidelines.

Likewise, in relation to nourishment habits or physical activities, 75% of the patients did not accomplish the recommendations regarding the time and frequency of meals intake or the athletic workout.

The most important evidence of non-compliance of Program recommendations was reflected in the high number of overweight (38%) and obese (46.5%) patients.

Regarding the pharmacological treatment of type II Diabetes patients under the Program, although an acceptable adherence was evidenced, the insulin requirement in half of the patients indicates a therapeutic failure of oral treatments. This treatment failure is reflected in the fact that 62.7% of the individuals had sub-optimal HbA1C evaluation by laboratory analysis.

The lack of continuity in the medical controls and the low compliance of urine renal function test or retinal examination, threaten the early detection of complications such as retinopathy and nephropathy, which are indicators of a progression of the disease.

This study demonstrated that despite the governmental efforts embodied in the National Diabetes Program, the level

of adherence of patients to the global treatment of diabetes was low in relation to the five therapeutic pillars proposed by the program (eating habits, style life/physical activities, education, drug treatment, and medical controls). It is imperative then that this type of health programs should nominalized and personalized the follow-up of each patient in order to guarantee the compliance to non-pharmacological and pharmacological treatments proposed by the program. Although this type of personalized follow-up may be laborious, the impact in terms of health benefits and in the reduction of disease complications will be surely rewarded in better health conditions of the diabetic population and in costs' reduction for the health system.

REFERENCES

1. Cho N.H., Shaw J.E., Karuranga S., Huang Y., Fernandes J.D.R., Ohlogge A., Malanda B. IDF Diabetes Atlas: Global estimates of diabetes prevalence for 2017 and projections for 2045. *Diabetes Res. Clin. Pract.* 2018; 138:271-281.
2. Association A.D. Classification and diagnosis of diabetes: Standards of medical care in Diabetes. *Diabetes Care.* 2018; 41:13-27.
3. Ganasegeran K, Hor CP, Jamil MFA, et al. A Systematic Review of the Economic Burden of Type 2 Diabetes in Malaysia. *Int J Environ Res Public Health.* 2020; 17(16):5723.
4. Hu F.B. Sedentary lifestyle and risk of obesity and type 2 diabetes. *Lipids.* 2003; 38:103-108. doi: 10.1007/s11745-003-1038-4.
5. Wu Y., Ding Y., Tanaka Y., Zhang W. Risk factors contributing to type 2 diabetes and recent advances in the treatment and prevention. *Int. J. Med Sci.* 2014;11: 1185-1200.
6. McCarthy M.I. Genomics, Type 2 Diabetes, and Obesity. *N. Engl. J. Med.* 2010; 363:2339-2350.
7. Wing R.R., Bolin P., Brancati F.L., Bray G.A., Clark J.M., et al. Cardiovascular effects of intensive lifestyle intervention in type 2 diabetes. *N Engl J Med* 2013; 369:145-154.
8. Marin GH, Riso P, Sbatella D, Haag G. Treatment adherence by personalizing the drug dispensing for diabetic patients in social vulnerable situation. *Quality in Primary Care (2015)23(2):93-96.*
9. Maciel O, Vera Z; Marin GH; Maidana M; Samaniego L, et al. Cost-Effectiveness of drug compliance in type 2 diabetes mellitus patients; B. M. Vrushabendra Swamy; *Research Journal of Pharmaceutical, Biological and Chemical Sciences;* 2018; 9(5) 1824-1829.
10. World Health Organization: Definition, Diagnosis and Classification of Diabetes Mellitus and its Complications: Report of a WHO Consultation. Part 1: Diagnosis and Classification of Diabetes Mellitus. Geneva, World Health Org., 1999.
11. Ministry of Health & Social Welfare, Paraguay. National Program of Diabetes. 2020. Available in: http://www.mspbs.gov.py/diabetes/index.php?option=com_content&view=article&id . Last access: 18 December, 2020.
12. Hill-Briggs F, Adler N, Berkowitz S, Chin M., Gary-Webb T, Navas-Acien A, Thornton P, Haire-Joshu D. Social Determinants of Health and Diabetes: A Scientific Review. *Diabetes Care* Jan 2021; 44 (1):258-279.
13. Diabetes Prevention Program Research Group Long-term effects of lifestyle intervention or metformin on diabetes development and microvascular complications over 15-year follow-up: the Diabetes Prevention Program Outcomes Study *Lancet Diabetes Endocrinol.* 2015; 3:866-875
14. Ajala O., English P. Pinkney J. Systematic review and meta-analysis of different dietary approaches to the management of type 2 diabetes. *Am J Clin Nutr.* 2013; 97:505-516
15. M.E. Lean, W.S. Leslie, A.C. Barnes, N. Brosnahan, G. Thorn, L. Mc Combie, et al. Primary care-led weight management for remission of type 2 diabetes (DiRECT): an open-label, cluster-randomised trial *Lancet.* 2017; 391:541-551
16. Wing R.R., Bolin P., Brancati F.L., Bray G.A., Clark J.M., et al. Cardiovascular effects of intensive lifestyle intervention in type 2 diabetes *N Engl J Med* 2013; 369:145-154